

WAX INJECTOR FOR RUBBER AND METAL MOLDS **75-300**

One Machine for all Molds!

...The only wax injector designed to run rubber and metal molds.

The MPI 75-300 can be used as a low pressure rubber mold injector, or as a medium pressure metal mold injector.

The vacuum evacuation of the rubber mold is consistent every time.

The entire mold is placed in the evacuation chamber. No need to rely on a perfect nozzle to mold vacuum seal. Now Rubber molds can be designed with vacuum vents never before possible with nozzle evacuation systems.



The MPI 75-300 is designed to dramatically increase both the quality and quantity of your wax patterns. Its innovative design and high-performance are the result of advanced technology developed by MPI Incorporated, the leader in wax injection technology for over 30 years.



The MPI 75-300 has the ability to inject wax at high viscosity (low temperature), reducing cavitation and cycle time.




- Compact self-contained unit
- User friendly front control panel
- Precise control of wax temperature, pressure, flow, and time
- Controls both wax reservoir and nozzle temperatures
- Quick and accurate mold positioning using adjustable die guide strip
- Nozzle extends at start of cycle to positively seal with mold
- Wax injection pressure is adjustable from 0-300 psi (0-21 bar)
- Mold clamp force is adjustable up to 120 pounds (55 kg) of pressure
- Built in vacuum chamber
- Technical support is a phone call or e-mail away
- CE compliant

Quicker set up

Mold to nozzle alignment, vertical and horizontal, is quick and accurate.

Vertical mold alignment using height adapter platens, allowing for nozzle height adjustment from .5 - 1.25 in. (12.7 - 3.18 mm) in increments of .125 in. (3.18 mm) Custom height platens are available.

Molds are aligned horizontally by die guide strip on top of the platen.



Height adapter platen in position.



Die guide strip on platen accurately aligns molds with nozzle.


Efficient run cycles

Operator selects vacuum or non-vacuum modes.

Vacuum mode cycle starts automatically when the chamber door is closed.

Non-vacuum cycle is started when the chamber door is closed and the start cycle button is pressed.

Automatic cycle of clamp, inject, and unclamp with or without vacuum.




The MPI 75-300 advanced operating system sets the standard for the jewelry industry. We are confident our new rubber and metal-mold wax injector will improve your bottom line.

More control

Controls for wax temperature at reservoir and nozzle, injection pressure, wax flow control, cycle time, clamp pressure and selection of a vacuum or non-vacuum cycle are up front, easy to read and simple to adjust.

Built in removable wax melter means better patterns and shorter cycle times

The MPI 75-300 wax reservoir top loading wax melter, eliminates the need for pre-melting wax or waiting to come to operating



temperature. The wax melter is easily removable for wax change over and clean out. A wax reservoir drain is supplied standard.

